

3-640441-4 ✓ ACTIVE

MTA 100

TE Internal #: 3-640441-4

Standard Rectangular Connectors, Connector Assembly, Receptacle, Mating Retention, Insulation Displacement (IDC), Wire-to-Board, Tin, Normal, MTA 100

[View on TE.com >](#)



Connectors > Rectangular Connectors > Standard Rectangular Connectors > MTA Receptacle: Nylon, Tin Plated, 2.54 mm



Connector Product Type: **Connector Assembly**

Connector & Housing Type: **Receptacle**

Mating Alignment: **Without**

Mating Retention: **With**

Mating Retention Type: **Locking Ramp**

[All MTA Receptacle: Nylon, Tin Plated, 2.54 mm \(481\)](#)

Features

Product Type Features

| | |
|-----------------------------------|--------------------|
| Product Style | Assembly |
| Shape | Rectangular |
| Wire/Cable Type | Stranded |
| Connector Type | Connector Assembly |
| Housing Type | Receptacle |
| Connector Product Type | Connector Assembly |
| Connector & Housing Type | Receptacle |
| Connector System | Wire-to-Board |
| Insertion Force Type | Normal |
| Sealable | No |
| Connector & Contact Terminates To | Wire & Cable |

Configuration Features

| | |
|--------------------|---|
| Number of Cavities | 4 |
|--------------------|---|



| | |
|---------------------|---------|
| Number of Positions | 4 |
| Number of Rows | 1 |
| Panel Gasket | Without |

Electrical Characteristics

| | |
|-------------------|---------|
| Operating Voltage | 250 VAC |
|-------------------|---------|

Contact Features

| | |
|--|--------|
| Contact Type | Female |
| Wire Contact Termination Area Plating Material | Tin |
| Contact Underplating Material | Nickel |
| Contact Mating Area Plating Material | Tin |
| Contact Retention Within Housing | With |
| Contact Current Rating (Max) | 5 A |

Termination Features

| | |
|------------------------------------|-------------------------------|
| Termination Method to Wire & Cable | Insulation Displacement (IDC) |
|------------------------------------|-------------------------------|

Mechanical Attachment

| | |
|---------------------------------------|----------------------------|
| Panel Mount | No |
| Contact Retention Type Within Housing | Locking Lance |
| Panel Mount Feature | Without |
| Mating Alignment | Without |
| Mating Retention | With |
| Mating Retention Type | Locking Ramp |
| Connector Mounting Type | Cable Mount (Free-Hanging) |

Housing Features

| | |
|--------------------|----------------|
| Housing Color | White |
| Housing Material | Nylon 6/6 |
| Centerline (Pitch) | 2.54 mm[.1 in] |

Dimensions

| | |
|-----------|--------------------|
| Width | 6.99 mm[.275 in] |
| Height | 13.21 mm[.52 in] |
| Length | 10.16 mm[.4 in] |
| Wire Size | .2 mm ² |

Usage Conditions



| | |
|-----------------------------|----------------------------|
| Operating Temperature Range | -55 – 105 °C[-67 – 221 °F] |
|-----------------------------|----------------------------|

Operation/Application

| | |
|---------------------|--------|
| Shielded | No |
| Circuit Application | Signal |

Industry Standards

| | |
|------------------------|------------|
| CSA Rating | LR 7189 |
| Agency/Standard | CSA, UL |
| UL Rating | Recognized |
| CSA File Number | LR7189 |
| UL File Number | E28476 |
| UL Flammability Rating | UL 94V-2 |

Packaging Features

| | |
|--------------------|---------|
| Packaging Quantity | 500 |
| Packaging Method | Bag/Box |

Product Compliance

[For compliance documentation, visit the product page on TE.com>](#)

| | |
|---|---|
| EU RoHS Directive 2011/65/EU | Compliant |
| EU ELV Directive 2000/53/EC | Compliant |
| China RoHS 2 Directive MIIT Order No 32, 2016 | No Restricted Materials Above Threshold |
| EU REACH Regulation (EC) No. 1907/2006 | Current ECHA Candidate List: JUNE 2022 (224) Candidate List Declared Against: JUNE 2022 (224) Does not contain REACH SVHC |
| Halogen Content | Low Halogen - Br, Cl, F, I < 900 ppm per homogenous material. Also BFR/CFR/PVC Free |
| Solder Process Capability | Not applicable for solder process capability |

Product Compliance Disclaimer


This information is provided based on reasonable inquiry of our suppliers and represents our current actual knowledge based on the information they provided. This information is subject to change. The part numbers that TE has identified as EU RoHS compliant have a maximum concentration of 0.1% by weight in homogenous materials for lead, hexavalent chromium, mercury, PBB, PBDE, DBP, BBP, DEHP, DIBP, and 0.01% for cadmium, or qualify for an exemption to these limits as defined in the Annexes of Directive 2011/65/EU (RoHS2). Finished electrical and electronic equipment products will be CE marked as required by Directive 2011/65/EU. Components may not be CE marked. Additionally, the part numbers that TE has identified as EU ELV compliant have a maximum concentration of 0.1% by weight in homogenous materials for lead, hexavalent chromium, and mercury, and 0.01% for cadmium, or qualify for an exemption to these limits

as defined in the Annexes of Directive 2000/53/EC (ELV). Regarding the REACH Regulation, the information TE provides on SVHC in articles for this part number is based on the latest European Chemicals Agency (ECHA) 'Guidance on requirements for substances in articles' posted at this URL: <https://echa.europa.eu/guidance-documents/guidance-on-reach>

Compatible Parts



TE Part # CAT-104MTA-NTPMP
MTA Plug: Nylon, Tin Plated, 2.54 mm, with Mating Alignment



TE Part # CAT-104MTA-PRUSH
PCB Header: Polyester, Right Angle, Unshrouded



TE Part # CAT-104MTA-PVSHH
Polyester Vertical PCB Header: 2.54 mm, Shrouded, MTA 100



TE Part # CAT-104MTA-NVSMH
Nylon Vertical PCB Header: 2.54mm, Surface Mount, MTA 100



TE Part # CAT-104MTA-NYLCC
Nylon PCB Connector Covers: 2.54 mm, MTA 100



TE Part # 640454-4
04P MTA100 HDR ASSY SQ STR POL



TE Part # CAT-104MTA-PRSMH
PCB Header, Right Angle, Polyester, 2.54 mm



TE Part # CAT-104MTA-PVUNH
PCB Header: Polyester, Vertical, Unshrouded, No Mating Alignment



TE Part # CAT-104MTA-PLSCC
Polyester PCB Connector Covers: 2.54 mm, MTA 100



TE Part # CAT-104MTA-PRUMH
PCB Header: Polyester, Right Angle, 2.54 mm



TE Part # CAT-104MTA-PVBRH
Polyester Vertical PCB Header: 2.54 mm, Breakaway, MTA 100



TE Part # CAT-104MTA-NVTHH
Nylong Vertical PCB Header: 2.54mm, Through Hole, MTA 100



TE Part # 58074-1
MTA 50/100/156 MANUAL TOOL FRAME



TE Part # 58246-1
MTA 100 CRIMP HEAD REPAIR DISCRETE




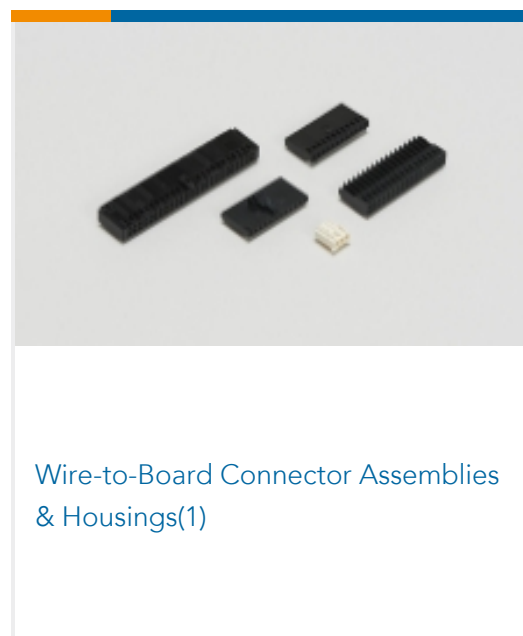

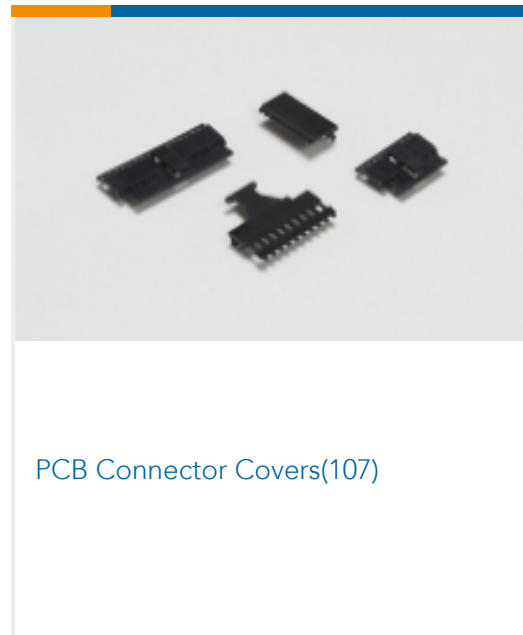
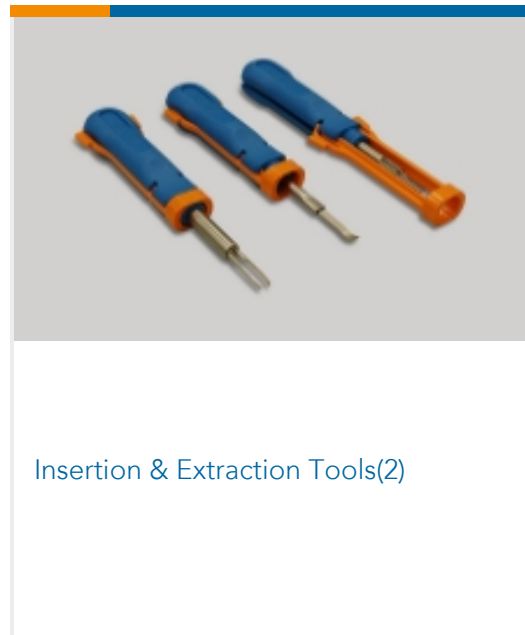
TE Part # 58579-1
MTA 100 MANUAL TOOL ASSEMBLY DISCRETE



TE Part # 3-647051-4
04P MTA100 HRD ASSYF/L HT LF



Also in the Series | MTA 100



Documents

Product Drawings

04P MTA100 CONN ASSY WHT

English

CAD Files

3D PDF

English

Customer View Model

[ENG_CVM_3-640441-4_N.2d_dxf.zip](#)

English

Customer View Model

[ENG_CVM_3-640441-4_N.3d_igs.zip](#)

English

Customer View Model

[ENG_CVM_3-640441-4_N.3d_stp.zip](#)

English



By downloading the CAD file I accept and agree to the [Terms and Conditions](#) of use.

Datasheets & Catalog Pages

[MTA, CST-100 II, SL-156 and AMP Economy Power \(EP\) Connectors](#)

English

Product Specifications

[Application Specification](#)

English

Product Environmental Compliance

[MD_3-640441-4_050720181217_dmtec](#)

English

[MD_3-640441-4_050720181217_dmtec](#)

English

Agency Approvals

[CSA Certificate](#)

English